

# LED Panel Down Light – 50W

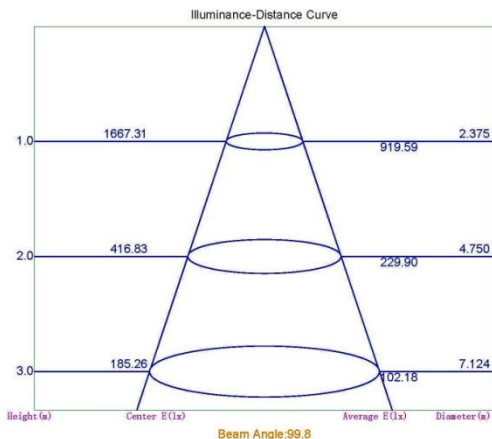

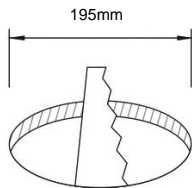
Model: PDL-50190CB-WHT

S-tech's LED panel lights are a complete fitting replacement for existing PLU down lights, or perfect for new installations looking for a slim recessed fitting. Our panel light is supplied together with our own LED Driver with an Australian plug, ready to install.



## Product Features

- Only consumes 50w of power
- 100° Beam Angle
- 195mm Cut-Out
- No down light canister required
- 10 Year\* Warranty



## SPECIFICATION

Colour	Cool White (5000K)
Lumen (lm)	4600
Efficiency (Lm/w)	>92Lm/w
Light Source	SMD LED
Beam Angle	110°
Power Requirement	AC 100~240V
Power Consumption	50W
Dimmable	No
Housing	Aluminium
Lifespan	> 50,000 hours
Operation Temperature	-25°C~+60°C
Dimension (mm)	225 ( D ) × 50 ( H )
Protection Rating	Indoor
Warranty	10 Years*

\*10 year warranty for residential installations only, 5 years warranty on commercial installations