

# Product Specification



## G2 Surface Mount Batten 2ft Standard



### Product Features

- 18w
- 4 Colour Adjustable (3000K/4000K/5000K/6000K)
- Sensor Ready\*
- Steel Base with PC Lens
- 120° Beam Angle
- IP20 Housing
- IK08 Impact Rating
- Weight: 900g

Options:



Sensor and  
Emergency  
Fitting



Plug-in  
Microwave  
Sensor\*

\* Plug-in Microwave Sensor can be installed in Sensor Ready Battens from batch numbers >E06

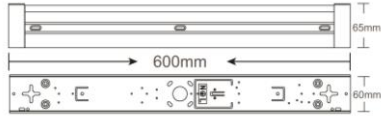
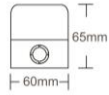
### Specification Overview



Model	Power	Input	Colour Temp	Lumens	Beam Angle	Trim Colour	Dimensions
SMD-2FT-4C	18w	220~240VAC	3000K/4000K/ 5000K/6000K	2210~2286lm	120°	White	600x65x60mm
SMD-MMS	Microwave Motion Sensor for SMD Battens (Batches >E06)						

## G2 Surface Mount Batten 2FT Standard

Model	Power	Lumens	CCT	Dimension (W x H x D)	Weight
SMD-2FT-4C	18w	2210~2286lm	3000K/4000K/5000K/6000K	600 x 65 x 60mm	900g

Specification				Dimensions	
CCT	3000K/4000K/5000K/6000K (selectable)	Housing	Steel		
Efficacy	>115lm/w	Lens	Polycarbonate		
CRI (%)	≥80	Housing Colour	White		
Beam Angle	120°	Lifespan	>54,000 hours		
Power Input	220~240VAC	Operation Temperature	-20 °C to +45°C		
Dimmable	No	Motion Sensor	Optional		
Impact Rating	IK08				
Protection Rating	IP20	Warranty	5 Years		

### Optional – Plug-in Microwave Motion Sensor

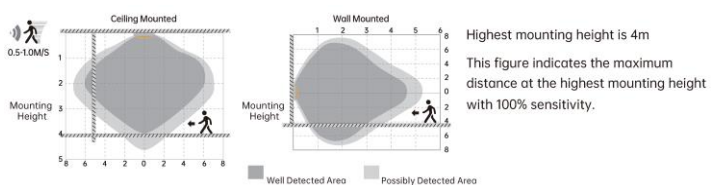


**Model: SMD-MMS**

The plug-in microwave sensor can be installed into the fitting by removing the cover plate and securing the sensor onto the rear of the light head. To connect the sensor, locate the sensor cable from the driver and plug-in for it to become a sensor fitting.

These are the optional settings of the sensor, the ones highlighted in grey represent the factory default.

Detection Area	Hold Time	Daylight Sensor	Standby DIM Level	Standby Period
100%	5 s	Disabled	0%	∞
50%	60 s	On	20%	15mins
	3 mins			
	10 mins			



Specifications are subject to change without notice