

Product Specification






G2 Surface Mount Batten  
with Microwave Sensor



Product Features

- 36w, 30w, 20w selectable
- 4 Colour Adjustable (3000K/4000K/5000K/6000K)
- Built-in Microwave Sensor with 3-Step dimming function
- Sensor can be enabled or disabled to allow the batten to be a Standard Fitting only
- Sensor settings can be set via dip switch
- Steel Base with PC Lens
- 120° Beam Angle
- IP20 Housing
- IK08 Impact Rating
- Weight: 1.6kg

Options:

-  Standard Fitting
-  Dimmable Fitting
-  Sensor and Emergency Fitting

Specification Overview



COLOUR SELECT



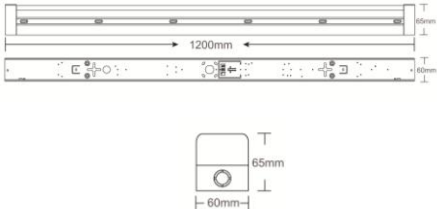

WATT SELECT



Model	Power	Input	Colour Temp	Lumens	Beam Angle	Trim Colour	Dimensions
SMD-4FT-3C-M	36w/30w/20w	220~240VAC	3000K/4000K/5000K/6000K	4140~4533lm (36w)	120°	White	1200x65x60mm

G2 Surface Mount Batten  
4FT with Microwave Sensor

Model	Power	Lumens	CCT	Dimension (W x H x D)	Weight
SMD-4FT-3C-M	36w-30w-20w	4140~4533lm (36w)	3000K/4000K/5000K /6000K	1200 x 65 x 60mm	1.6kg

Specification				Dimensions
CCT	4000K/5000K/6000K (selectable)	Housing	Steel	
Efficacy	>115lm/w	Lens	Polycarbonate	
CRI (%)	≥80	Housing Colour	White	
Beam Angle	120°	Lifespan	>54,000 hours	
Power Input	220~240VAC	Operation Temperature	-20 °C to +45°C	
Dimmable	No	Motion Sensor	Included, Microwave	
Impact Rating	IK08			
Protection Rating	IP20	Warranty	3 Years	

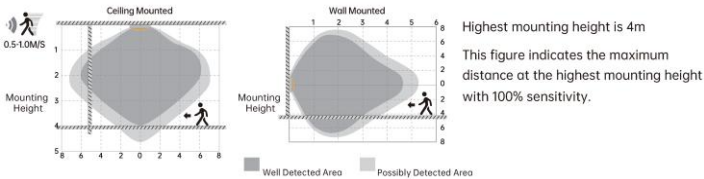
Additional Details – Microwave Motion Sensor

The microwave sensor is installed in each fitting as standard however it is not enabled.

To enable the sensor, locate the sensor on the back of the light head and plug in the connector.

These are the optional settings of the sensor, the ones highlighted in grey represent the factory default.

Detection Area	Hold Time	Daylight Sensor	Standby DIM Level	Standby Period
100%	5 s	Disabled	0%	∞
50%	60 s	On	20%	15mins
	3 mins			
	10 mins			



Specifications are subject to change without notice