







## 4FT G3 Weatherproof Batten Series

### Product Features

- 20w / 40w Dual Power Selectable (on standard models)
- 1200mm
- 3 colours in one: 4000K, 5000K, 6000K (switch select)
- Ø20mm Conduit Entry
- 110° Beam Angle
- PC Base and Lens
- 1200 x 95 x 80mm
- IP65 Housing
- IK08 Impact Rating
- Weight: 1.28kg



Options:

-  Standard
-  Emergency Fitting
-  Microwave Sensor Fitting
-  Motion sensor and Emergency Combined

### Specification Overview



COLOUR SELECT



WATT SELECT

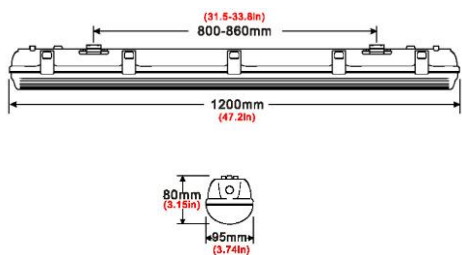


Model	Power	Power Requirement	Colour Temp	Lumens	Beam Angle	Trim Colour	Dimensions
WP-4FTG3-3C	20/40w	200~240VAC	4000-5000-6000K	4000~4800lm/ 2000~2400lm	110°	Grey/Opal	1200x95x80mm
WP-4FTG3-3C-E	20/40w	Emergency Version					
WP-4FTG3-3C-MR	40w	Microwave Motion Sensor Version					
WP-4FTG3-3C-MR-E	40w	Microwave Motion Sensor with Emergency Version					

# Product Specification

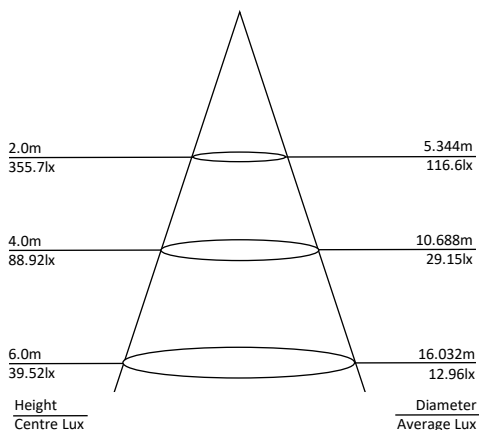


## 4FT G3 Weatherproof Batten - Standard




### Specification

Model	WP-4FTG3-3C		
Colour Temperature (3CCT)	4000K	5000K	6000K
Lumen (lm) @ 40w	4651lm	4715lm	4800lm
Efficiency (lm/w)	>116 lm/w		
Light Source	LED		
CRI (%)	≥80		
Beam Angle	110°		
Power Requirement	200~240VAC		
Power Consumption	20w / 40w Selectable		
Dimmable	No		
Housing	PC Base and Diffuser		
Lifespan	>50,000 hours		
Operation Temperature	-20°C~+50°C		
Product Dimension	1200 x 95 x 80mm		
Conduit Entry	Ø20mm		
Impact Rating	IK08		
Weight	1.28kg		
Protection Rating	IP65		
Warranty	3 Years		



Specifications are subject to change without notice

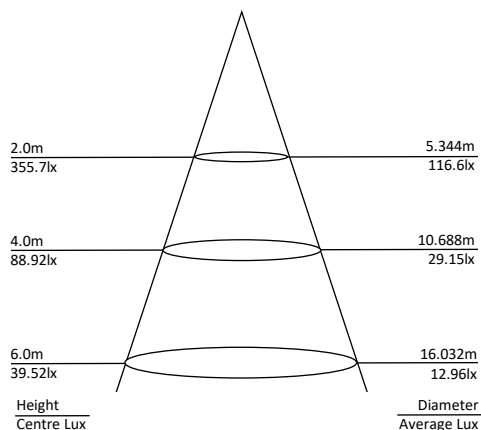
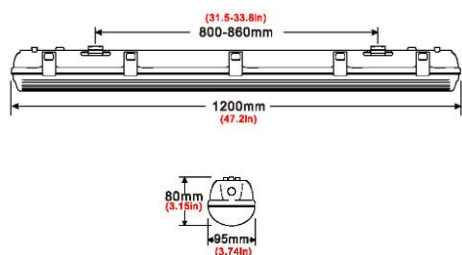
# Product Specification



## 4FT G3 Weatherproof Batten - Emergency

### Product Features

- Maintained / Non-Maintained Emergency Fitting



### Specification

Model	WP-4FTG3-3C-E		
Colour Temperature (3CCT)	4000K	5000K	6000K
Lumen (lm) @ 40w	4651lm	4715lm	4800lm
Efficiency (lm/w)	>116 lm/w		
Light Source	LED		
CRI (%)	≥80		
Beam Angle	110°		
Power Requirement	200~240VAC		
Power Consumption	20w / 40w Selectable		
Emergency Power	5w		
Emergency Run-Time	90 minutes		
Emergency Classification	C0: D32, C90: D12.5		
Housing	PC Base and Diffuser		
Lifespan	>50,000 hours		
Operation Temperature	-20°C~+50°C		
Product Dimension	1200 x 95 x 80mm		
Conduit Entry	Ø20mm		
Impact Rating	IK08		
Weight	1.28kg		
Protection Rating	IP65		
Warranty	3 Years		

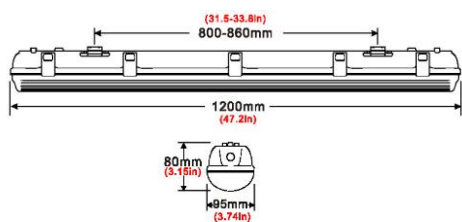
Specifications are subject to change without notice



# Product Specification

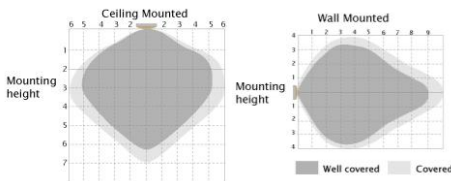


## 4FT G3 Weatherproof Batten – Microwave Sensor



### Detection Coverage

Based on 6m @ 100% sensitivity



### Default Sensor Settings

We have programmed the light with standard sensor settings should you not have a remote or just want a sensor light without wanting to program it.

The default factory settings are as follows:

Parameter	Default Setting
Daylight Threshold	Disabled (on day and night)
Detection Area	100%
Hold Time	60 seconds
Stand-By Dim Level	30%
Stand-By Period	Infinity (never turns off)

For full control of the settings, purchase the optional remote control below. Only one remote per site or contractor is required to program many lights. Please note that this remote is not compatible with any other S-Tech lights.



**Option:**


Remote Control  
(Model: WP-G3-REMOTE)

### Specification

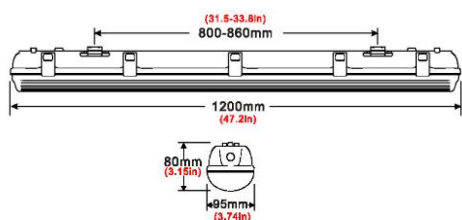
Model	WP-4FTG3-3C-MR		
Colour Temperature (3CCT)	4000K	5000K	6000K
Lumen (lm) @ 40w	4651lm	4715lm	4800lm
Efficiency (lm/w)	>116 lm/w		
Light Source	LED		
CRI (%)	≥80		
Beam Angle	110°		
Power Requirement	200~240VAC		
Power Consumption	40w		
Dimmable	Yes, by microwave sensor setting		
Housing	PC Base and Diffuser		
Lifespan	>50,000 hours		
Operation Temperature	-20°C~+50°C		
Product Dimension	1200 x 95 x 80mm		
Conduit Entry	Ø20mm		
Impact Rating	IK08		
Weight	1.28kg		
Protection Rating	IP65		
Warranty	3 Years		

Specifications are subject to change without notice

# Product Specification

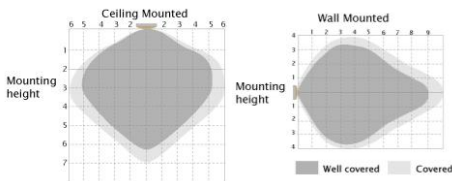


## 4FT G3 Weatherproof Batten – Sensor & Emergency



### Detection Coverage

Based on 6m @ 100% sensitivity



### Default Sensor Settings

We have programmed the light with standard sensor settings should you not have a remote or just want a sensor light without wanting to program it.

The default factory settings are as follows:

Parameter	Default Setting
Daylight Threshold	Disabled (on day and night)
Detection Area	100%
Hold Time	60 seconds
Stand-By Dim Level	30%
Stand-By Period	Infinity (never turns off)

For full control of the settings, purchase the optional remote control below. Only one remote per site or contractor is required to program many lights. Please note that this remote is not compatible with any other S-Tech lights.



### Option:

Remote Control  
(Model: WP-G3-REMOTE)

### Specification

Model	WP-4FTG3-3C-MR-E		
Colour Temperature (3CCT)	4000K	5000K	6000K
Lumen (lm) @ 40w	4651lm	4715lm	4800lm
Efficiency (lm/w)	>116 lm/w		
Light Source	LED		
CRI (%)	≥80		
Beam Angle	110°		
Power Requirement	200~240VAC		
Power Consumption	40w		
Emergency Power	5w		
Emergency Run-Time	90 minutes		
Emergency Classification	C0: D32, C90: D12.5		
Housing	PC Base and Diffuser		
Lifespan	>50,000 hours		
Operation Temperature	-20°C~+50°C		
Product Dimension	1200 x 95 x 80mm		
Conduit Entry	Ø20mm		
Impact Rating	IK08		
Weight	1.28kg		
Protection Rating	IP65		
Warranty	3 Years		

Specifications are subject to change without notice