




16w Square LED Surface Mount Down Light

Product Features

- 16w
- High CRI: $\geq 90\%$
- 3 colours in one: 3000K, 4000K, 5000K (selectable)
- 36° Beam Angle
- Adjustable lighting orientation with 350° horizontal and 25° vertical
- Choice of black or white trim
- Flicker Free Driver
- 115 x 115 x 122mm
- Weight: 900g



Specification Overview

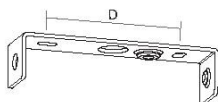
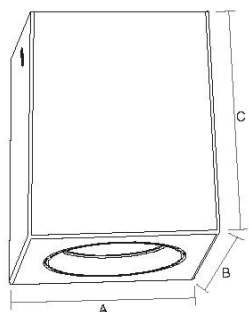


Model	Power	Power Requirement	Colour Temp	Lumens	Beam Angle	Trim Colour	Dimensions
DLS-16SQ-3C-B	16w	220~240VAC	3000/4000/5000K	1600~1840lm	36°	Black	115x115x122mm
DLS-16SQ-3C-W	16w	220~240VAC	3000/4000/5000K	1600~1840lm	36°	White	115x115x122mm

Product Specification



16w Square LED Surface Mount Down Light



A	115mm
B	115mm
C	122mm
D	80mm

Specification

Model	DLS-16SQ-3C
Colour Temperature (3CCT)	3000K / 4000K / 5000K
Lumen (lm)	1600 ~ 1840lm
Efficiency (lm/w)	>100 lm/w
Light Source	LED
CRI (%)	≥90
Beam Angle	36°
Power Requirement	220~240VAC, Flicker Free
Power Consumption	16w
Dimmable	Yes (Triac dimmer)
Housing	Aluminium
Lifespan	>40,000 hours
Operation Temperature	-20°C~+45°C
Product Dimension	115 x 115 x 122mm
Weight	900g
Protection Rating	IP20
Warranty	3 Years

Specifications are subject to change without notice