

Product Features

- Assemble yourself frames
- Powder coated white to match T-Bar Panels
- Available to suit 300x600, 600x600, 300x1200, 600x1200 T-Bar Panels



Model	Suits S-Tech T-Bar Panel	Dimension	Weight
PL-SMFK-3060	PL-3060 Series	300mm x 600mm x 70mm	650g
PL-SMFK-30120	PL-30120 Series	300mm x 1200mm x 70mm	950g
PL-SMFK-6060	PL-6060 Series	600mm x 600mm x 70mm	860g
PL-SMFK-60120	PL-60120 Series	600mm x 1200 x 70mm	1.43kg

Specification

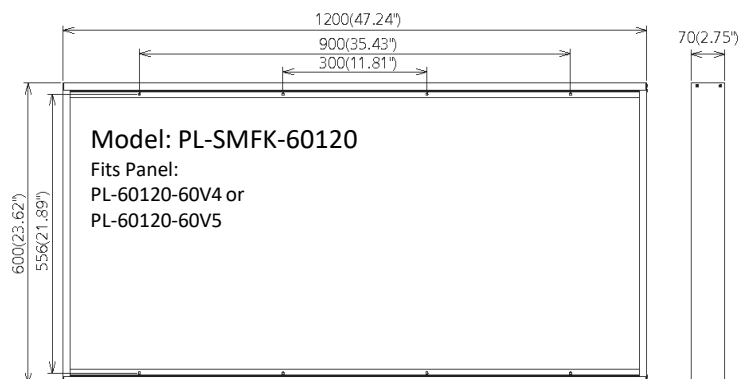
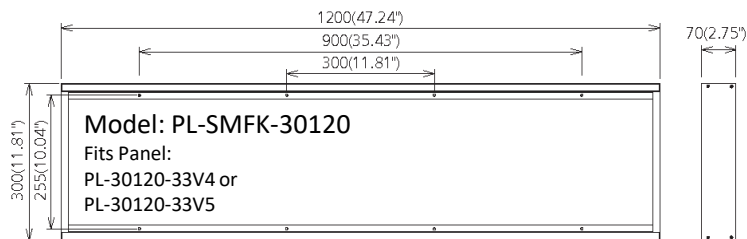
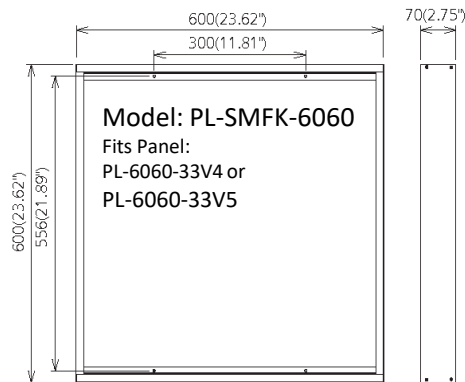
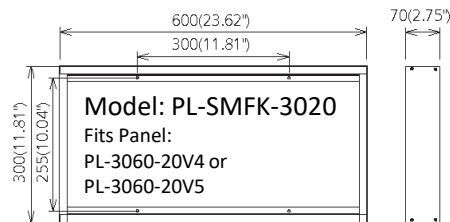
Housing	Aluminium	Kit Includes	2 x Extrusion, 2 x End Plates and 8 x Screws
Finish	Powder Coated		
Trim Colour	White	Warranty	5 Years

Specifications are subject to change without notice

# Product Specification



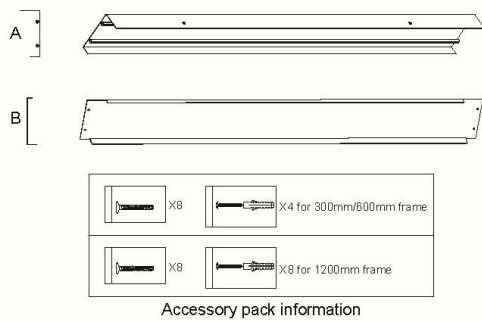
## T-Bar Panel Light Surface Mount Frame Kits



# Product Specification

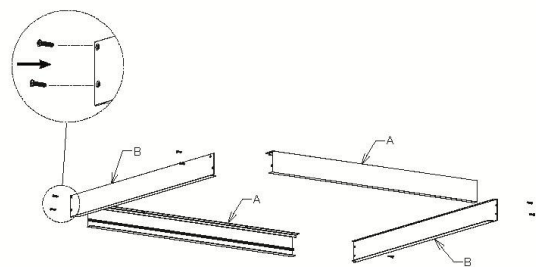


## T-Bar Panel Light Surface Mount Frame Kits

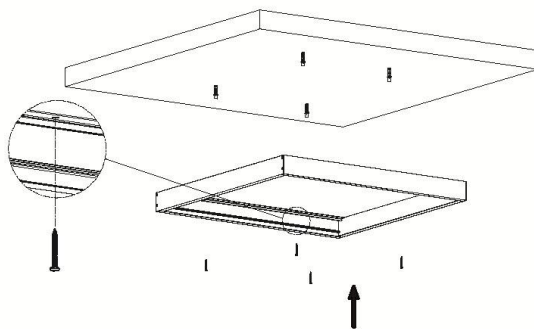


Accessory pack information

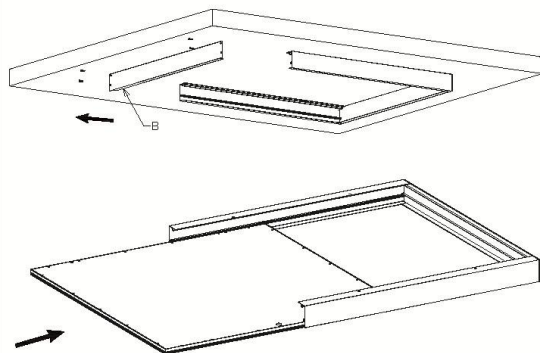
1. Unpack box and take out aluminum profile A - 2pcs, aluminum profile B - 2pcs, as well as accessory pack.



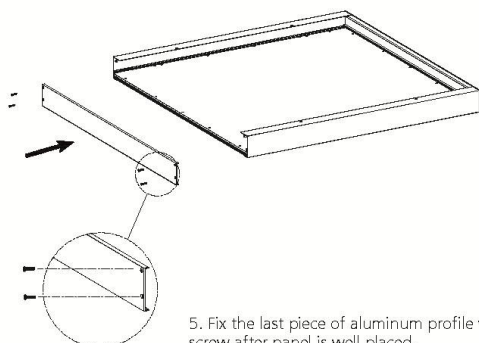
2. Assembling 3 pieces aluminum profile together with screw.



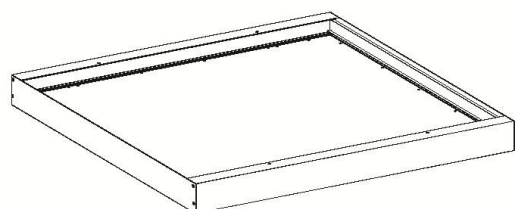
3. Fix semi-finished frame onto ceiling with screw (Concrete ceiling requires plastic anchor)



4. Slide panel into frame properly.



5. Fix the last piece of aluminum profile with screw after panel is well placed.



6. Switch on and check for correct operation