

LED Panel Down Light – 22W

3 COLOUR ADJUSTABLE



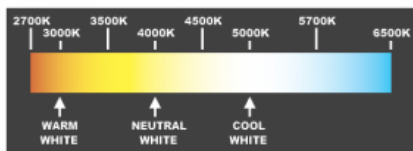
Model: PDL-22165-3C



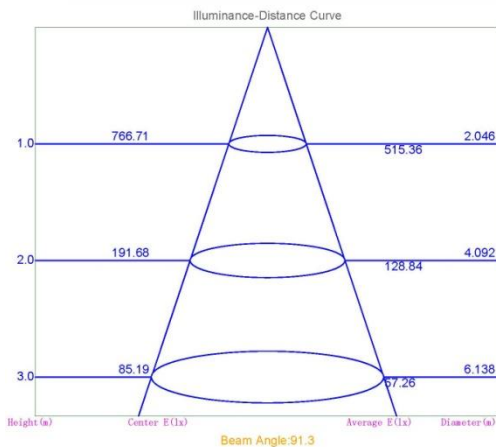

S-tech's LED panel lights are a complete fitting replacement for existing PLU down lights, or perfect for new installations looking for a slim recessed fitting. Our panel light is supplied together with our own separate LED Driver with an Australian plug, ready to install.

Product Features

- Only consumes 22w of power
- 3 colours in one 3000K, 4000K and 5000K (switch select)
- Dimmable with S-Tech, Clipsal or HPM Dimmers
- 100° Beam Angle
- 165mm Cut-Out
- No down light canister required



Set the required colour via the switch before installing



SPECIFICATION

Colour	Warm White (3000K)	Neutral White (4000K)	Cool White (5000K)
Lumen (lm)	2000	2100	2200
Efficiency (Lm/w)	>90Lm/w		
Light Source	SMD LED		
Beam Angle	110°		
Power Requirement	AC 100~240V		
Power Consumption	22W		
Dimmable	Yes		
Housing	Aluminium		
Lifespan	> 50,000 hours		
Operation Temperature	-25°C~+60°C		
Dimension (mm)	190 (D) × 50 (H)		
Protection Rating	IP20		
Warranty	5 Years		

Specifications are subject to change without notice