

# LED Panel Down Light – 13W

with Built-in Driver



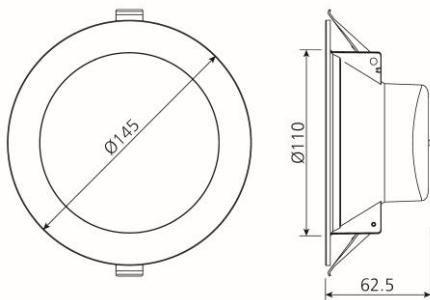
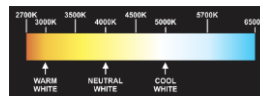
3 COLOUR ADJUSTABLE

Model: RDL-13125-3C-W

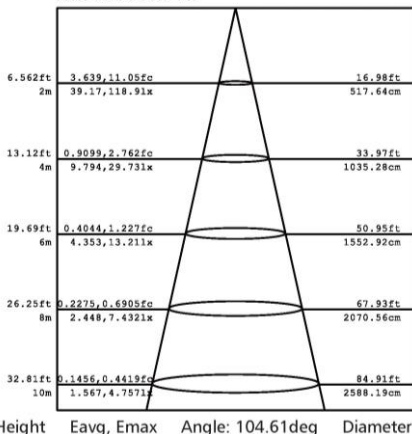
S-tech's LED down lights are a direct replacement for existing down lights. Easy to install and will work with most trailing edge, LED or universal dimmers. Our panel light is designed so there is no requirement for down light canisters to be used with this product.

### Product Features

- Only consumes 13w of power
- 3 colours in one 3000K, 4000K and 5000K (switch select)
- Supplied with 2 pin AC plug and cable
- Dimmable with trailing, LED or universal dimmers
- 100° Beam Angle
- 125mm Cut-Out
- White Trim
- No down light canister required
- 5 Year Residential Warranty



Flux out: 866.9 lm



### SPECIFICATION

Colour	Warm White (3000K)	Neutral White (4000K)	Cool White (5000K)
Lumen (lm)	1050 ~ 1320		
Efficiency (Lm/w)	>100Lm/w		
Light Source	SMD LED		
Beam Angle	100°		
Power Requirement	AC 200~240V		
Power Consumption	13W		
Dimmable	Yes		
Housing	Thermo Nylon and Aluminium Alloy		
Lifespan	> 50,000 hours		
Operation Temperature	-25°C~+60°C		
Dimension (mm)	145 ( D ) × 63 ( H )		
Protection Rating	IP54 ( front ), IP40 ( rear )		
Warranty	5 Years*		

\*5 year warranty for residential installations only, 3 years warranty on commercial installations