

# LED Panel Down Light – 20W

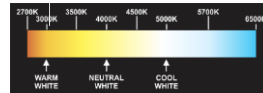
with Built-in Driver



3 COLOUR ADJUSTABLE

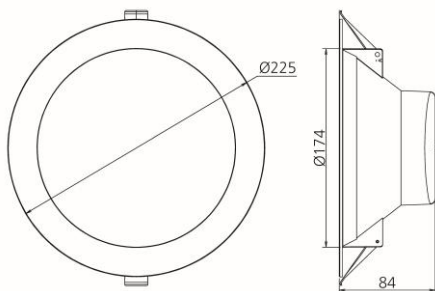
Model: RDL-20200-3C-W

S-tech's LED down lights are a direct replacement for existing down lights. Easy to install and will work with most trailing edge, LED or universal dimmers. Our panel light is designed so there is no requirement for down light canisters to be used with this product.

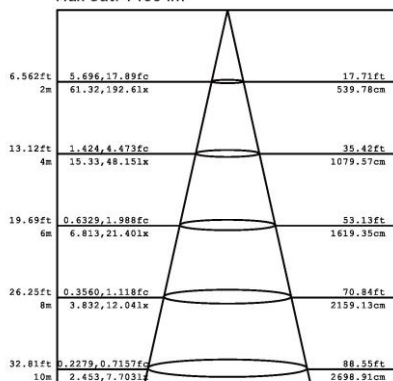


## Product Features

- Only consumes 20w of power
- 3 colours in one 3000K, 4000K and 5000K (switch select)
- Supplied with 2 pin AC plug and cable
- Dimmable with trailing, LED or universal dimmers
- 100° Beam Angle
- 200mm Cut-Out
- White Trim



Flux out: 1460 lm



Note: The Curves indicate the illuminated area and the average illumination when the Luminaire is at different distance.

## SPECIFICATION

Colour	Warm White (3000K)	Neutral White (4000K)	Cool White (5000K)
Lumen (lm)	1820 ~ 2200		
Efficiency (Lm/w)	>100Lm/w		
Light Source	SMD LED		
Beam Angle	100°		
Power Requirement	AC 200~240V		
Power Consumption	20W		
Dimmable	Yes		
Housing	Thermo Nylon and Aluminium Alloy		
Lifespan	> 50,000 hours		
Operation Temperature	-25°C~+60°C		
Dimension (mm)	225 ( D ) × 84 ( H )		
Protection Rating	IP54 ( front ), IP40 ( rear )		
Warranty	3 Years		

Specifications are subject to change without notice. Version: Jul 2019