

LED Slimline Batten with Channel – 20W

Model: SMD-SL-2FT-20-3C

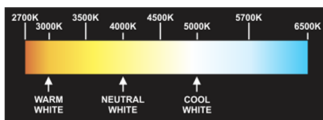
S-tech's Integrated LED Slimline Batten's are a complete fitting replacement for existing T8 or T5 installations, or perfect for new installations looking for a complete slimline LED solution in a single fitting. Our design features a cable channel and terminal block to allow easy installation.



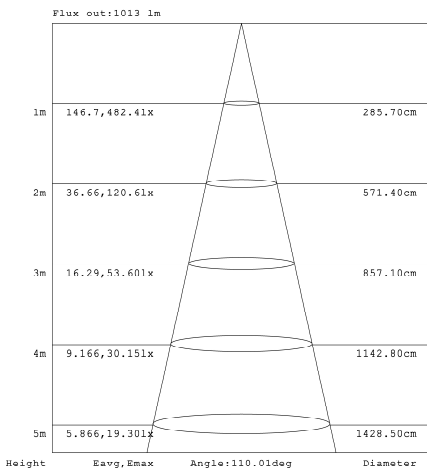
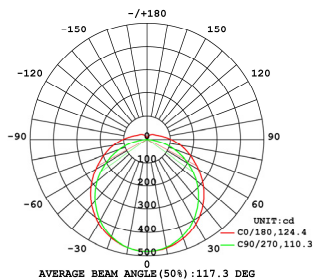
3 Colour Adjustable

Product Features

- Only consumes 20w of power
- 3 colour adjustable (switch on cable)
- Snap-out end cap
- 1m flex cable and terminal block
- 120° beam angle
- Aluminium housing with PC lens
- Channel to run cables
- Stainless Steel Clips



Set the required colour via the switch before installing



Note: The Curves indicate the illuminated area and the average illumination when the luminaire is at different distance.



SPECIFICATION

Colour	Warm White (3000K)	Neutral White (4000K)	Cool White (5000K)
Lumen (lm)	2000 ~ 2400lm		
Efficiency (Lm/w)	>100Lm/w		
Light Source	SMD LED		
Beam Angle	120°		
Power Requirement	AC 100~240V		
Power Consumption	20W		
Dimmable	No		
Housing	Aluminium Base with PC Diffuser		
Lifespan	> 40,000 hours		
Operation Temperature	-20°C~+45°C		
Dimension (mm)	600 (L) x 72 (W) x 38 (H)		
Protection Rating	IP44		
Warranty	5 Years		