



18w LED SENSE Panel Light – with sensor

Product Features

- Only consumes 18w of power
- 3 colours in one: 3000K, 4000K, 5000K (switch select)
- Multiple Installation ways (surface or recessed mount)
- Fits 65-205mm cut-out
- PIR motion sensor (can be disabled)
- Supplied with flex and plug
- 110° Beam Angle
- Ø220 x 18mm
- IP20 Housing
- Weight: 530g



3 Colour Adjustable



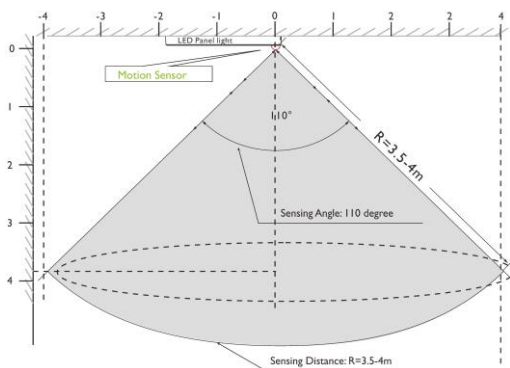
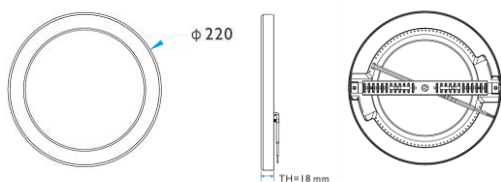
Specification Overview

Model	Power	Power Requirement	Colour Temp	Lumens	Beam Angle	Trim Colour	Dimensions
SENSE18	18w	220~240VAC	3000-4000-5000K	1600~1900lm	110°	White	Ø220 x 18mm

Product Specification



18w LED SENSE Panel Light – with sensor



Specification

Model	SENSE18
Colour Temperature (3CCT)	3000K / 4000K / 5000K
Lumen (lm)	1600~1900lm
Efficiency (lm/w)	>90 lm/w
Light Source	LED
CRI (%)	≥80
Beam Angle	110°
Power Requirement	220~240VAC
Power Consumption	18w
Dimmable	No
Sensor Type	PIR
Sensor Range	3.5~4m
Sensor Settings	OFF – 30sec – 180sec
Daylight Sensor Settings	Day – Night
Housing	PC
Lifespan	>30,000 hours
Operation Temperature	-25°C~+60°C
Product Dimension	Ø220 x 18mm
Cut-Out	65~205mm (adjustable)
Weight	530g
Protection Rating	IP24
Warranty	3 Years




Control for CCT, motion sensor and timing



Selection of trims available



Adjustable springs for recessed mount, fits 65-205mm cut-out



Specifications are subject to change without notice