



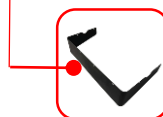
## 1000w V19E Slimline LED Flood Light

### Product Features

- 1000w
- Quality Driver
- Full range power input 90~305VAC
- Aluminium die cast housing
- Tempered glass face
- 60° Round Beam Angle or 150x80° asymmetric (forward throw) Beam Angle available
- 672 x 1120 x 188mm
- IP66 Housing
- Weight: 33kg



Options:



Cut-off Hood

*Image shown with optional cut-off hood fitted*



### Specification Overview



Model	Power	Power Requirement	Colour Temp	Lumens	Beam Angle	Trim Colour	Dimensions
FLA-SC1000W-RV	1000w	90~305VAC	5000K	119,000lm	60°	Black	672x1120x188mm
FLA-SC1000W-AV	1000w	90~305VAC	5000K	119,000lm	150°x80°	Black	672x1120x188mm

# Product Specification



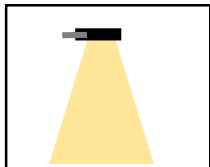
## 1000w V19E Slimline LED Flood Light



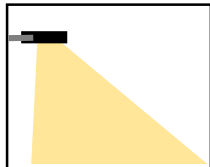
Optional cut-off hood  
(Model: FLA-SC500-CH)

### Lens Options:

Round Beam



Asymmetric Forward Throw



60° Round Beam (500w only)

Height	Eavg, Emax	Angle: 56.27deg	Diameter
1m	32727, 547741x		106.94cm
2m	8182, 136931x		213.89cm
3m	3636, 60861x		320.83cm
4m	2045, 34231x		427.77cm
5m	1309, 21911x		534.72cm
6m	909.1, 15211x		641.66cm
7m	667.9, 11181x		748.60cm
8m	511.4, 855.81x		855.55cm
9m	404.0, 676.21x		962.49cm
10m	327.3, 547.71x		1069.43cm

### Specification

Model	FLA-SC1000W-RV	FLA-SC1000W-AV
Colour Temperature (1CCT)	5000K	
Lumen (lm)	119,000lm	
Efficiency (lm/w)	>119lm/w	
Light Source	LED	
CRI (%)	≥80	
Beam Angle	60°	150x80°
Power Requirement	90~305VAC	
Power Consumption	1000w	
Dimmable	No	
Housing	Diecast aluminium with toughened glass lens	
Lifespan	>50,000 hours	
Operation Temperature	-20°C~+45°C	
Product Dimension	672 x 1120 x 188mm	
Impact Rating	IK08	
Weight	33kg	
Protection Rating	IP66	
Warranty	5 Years	

Specifications are subject to change without notice