



60w Solar Motion Flood Light



Product Features

- ON/OFF with remote either day or night
- Inbuilt Motion Sensor – 2 operation modes: 1) Dimmed brightness (30%) until motion activated, or 2) Light off (0%) until motion activated
- Auto setting for dusk to dawn lighting*
- Remote control allows brightness, lighting time and sensor mode settings
- Automatic night time operation
- Separate solar panel with 5m lead
- 120° Beam Angle
- IP65 Housing
- Weight: 5.5kg



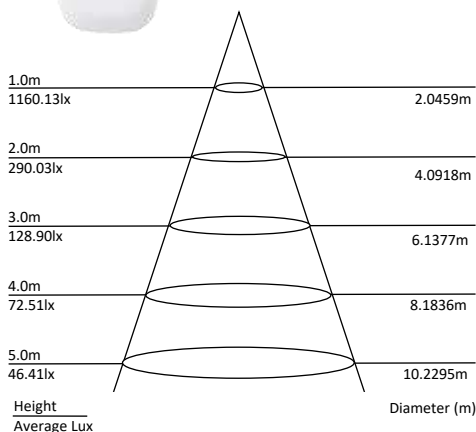
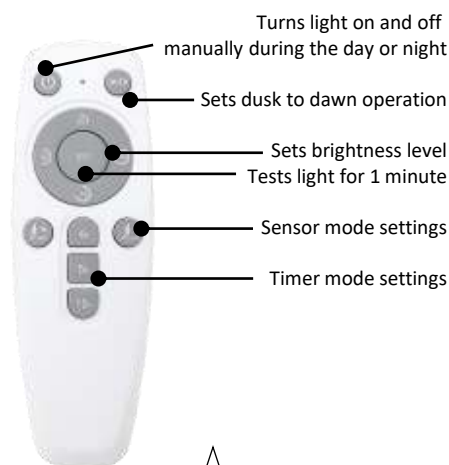
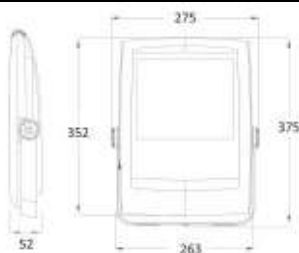
Specification Overview

Model	Power	Power Requirement	Colour Temp	Lumens	Beam Angle	Post Colour	Dimensions
SFL-M60	60w	Solar	6000K	6000lm	120°	Black	Light: 375 x 275 x 52mm Panel: 600 x 370 x 18mm

Product Specification



60w Solar Motion Flood Light



* S-Tech solar products are designed for dusk to dawn operation with added allowance for winter conditions, however you must be aware that in winter months it is possible that some nights the light will not last all night due to inclement weather conditions limiting charging time. Solar is not recommended for any locations classed as critical lighting areas where lighting is required all night.

Specification

Model	SFL-M60
Colour Temperature	6000K
Lumen (lm)	6000lm
Efficiency (lm/w)	>100lm/w
Light Source	LED
CRI (%)	≥80
Beam Angle	120°
Power Requirement	Solar Powered
Battery	LifePO4, 6.4V 18AH
Charging Time	~8 Hours (from 0-100%)
Operation Time	Dusk to dawn* 3hrs 100% > 4hrs 50% > 5hrs 30%
Housing	Aluminium
Remote Control	2.4G (up-to 25m)
Sensor	Microwave (up-to 15m)
Lifespan	>40,000 hours
Operation Temperature	-10°C~+40°C
Product Dimension (light)	375 x 275 x 52mm
Product Dimension (solar panel)	600 x 370 x 18mm
Weight	5.5kg
Protection Rating	IP65
Warranty	2 Years

Specifications are subject to change without notice