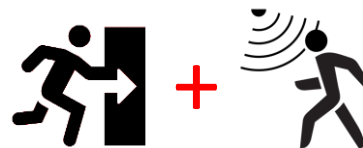








4FT G2 LED Indoor Batten – Microwave Sensor & Emergency

Product Features

- 36w
- 4FT (1200mm)
- 3 colours in one: 4000K, 5000K, 6000K (switch select)
- Built-in Microwave Sensor with 3-step dimming function (on-dim-off)
- Maintained Emergency Fitting
- Sensor settings are set using the optional remote control
- Retains last setting by remote control
- 120° Beam Angle
- Steel Base with PC Lens
- 1200 x 60 x 65mm
- IP20 Housing
- Weight: 1.6kg



Options:

-  Remote Control
-  Standard or Emergency Fittings
-  Dimmable Fitting
-  Microwave Sensor Fitting

3 Colour Adjustable

*Remote control required for set-up of microwave sensor

Specification Overview

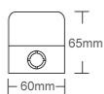
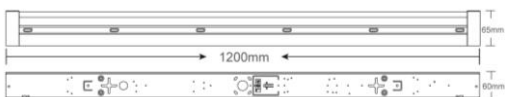


Model	Power	Power Requirement	Colour Temp	Lumens	Beam Angle	Trim Colour	Dimensions
SMD-4FT-4C-MR-E	36w	220~240VAC	4000-5000-6000K	4140~4533lm	120°	White	1200x60x65mm

Product Specification




4FT G2 LED Indoor Batten – Microwave Sensor & Emergency

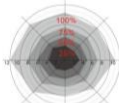


Ceiling mounting

Ceiling mounted height: 3m
Sensitivity: 100%/75%/50%/25%



Normal moving (Speed:1m/s)




Slow moving (Speed 0.3m/s)

Ceiling mounted height: 4m
Sensitivity: 100%/75%



Normal moving (Speed:1m/s)




Slow moving (Speed 0.3m/s)


*Only 100% detection sensitivity is workable when installed at 4m mounting height. 25%/50% sensitivity is not able to detect motion signal.

Wall mounting

Horizon mounted height: 2m
Sensitivity: 100%/75%/50%/25%



Normal moving (Speed: 1m/s)



Slow moving (Speed 0.3m/s)

Default Setting of sensor: Detection Area: 100%, Hold Time: 5S,
Stand-by period: 0s, Stand-by dim level: 10%, Daylight sensor: Disabled

Options:



Remote Control
Model: SMD-MR-REMOTE

The optional remote control is required to set the parameters for the microwave sensor. Only one remote is required for multiple lights.



Microwave Sensor Fitting
Model: SMD-4FT-4C-MR

Specification

Model	SMD-4FT-3C-MR-E		
Colour Temperature (3CCT)	4000K	5000K	6000K
Lumen (lm) @ 36w setting	4140lm	4533lm	4322lm
Efficiency (lm/w)	>115 _{lm/w}	>125 _{lm/w}	>120 _{lm/w}
Light Source	LED		
CRI (%)	≥80		
Beam Angle	120°		
Power Requirement	220~240VAC		
Power Consumption	36w		
Emergency Power	3.5w		
Emergency Run-Time	90 minutes		
Dimmable	Yes by microwave sensor setting		
Housing	Steel Base with PC Diffuser		
Lifespan	>54,000 hours		
Operation Temperature	-20°C~+45°C		
Product Dimension	1200 x 60 x 65mm		
Impact Rating	IK08		
Weight	1.6kg		
Protection Rating	IP20		
Warranty	3 Years		

Specifications are subject to change without notice