







## 4FT G2 LED Indoor Batten – Microwave Sensor

### Product Features

- 36w
- 4FT (1200mm)
- 4 colours in one: 3000K, 4000K, 5000K, 6000K (switch select)
- Built-in Microwave Sensor with 3-step dimming function (on-dim-off)
- Sensor settings are set using the optional remote control
- Retains last setting by remote control
- 120° Beam Angle
- Steel Base with PC Lens
- 1200 x 60 x 65mm
- IP20 Housing
- Weight: 1.6kg



Options:

-  Remote Control
-  Standard or Emergency Fittings
-  Dimmable Fitting
-  Motion Sensor and Emergency Combined

**4 Colour Adjustable**

\*Remote control required for set-up of microwave sensor

### Specification Overview



Model	Power	Power Requirement	Colour Temp	Lumens	Beam Angle	Trim Colour	Dimensions
SMD-4FT-4C-MR	36w	220~240VAC	3000-4000-5000-6000K	4140~4533lm	120°	White	1200x60x65mm

# Product Specification

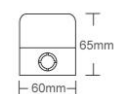
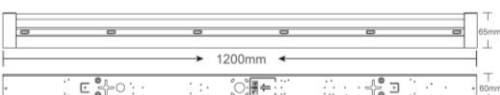


## 4FT G2 LED Indoor Batten – Microwave Sensor

### Specification


Model	SMD-4FT-4C-MR			
Colour Temperature (4CCT)	3000K	4000K	5000K	6000K
Lumen (lm) @ 36w setting	3960lm	4140lm	4533lm	4322lm
Efficiency (lm/w)	>110 <sub>lm/w</sub>	>115 <sub>lm/w</sub>	>125 <sub>lm/w</sub>	>120 <sub>lm/w</sub>
Light Source	LED			
CRI (%)	≥80			
Beam Angle	120°			
Power Requirement	220~240VAC			
Power Consumption	36w			
Dimmable	Yes by microwave sensor setting			
Housing	Steel Base with PC Diffuser			
Lifespan	>54,000 hours			
Operation Temperature	-20°C~+45°C			
Product Dimension	1200 x 60 x 65mm			
Impact Rating	IK08			
Weight	1.6kg			
Protection Rating	IP20			
Warranty	3 Years			

Specifications are subject to change without notice

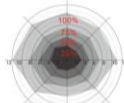


#### Ceiling mounting


Ceiling mounted height: 3m  
Sensitivity: 100%/75%/50%/25%



Normal moving (Speed:1m/s)




Slow moving (Speed 0.3m/s)




Ceiling mounted height: 4m  
Sensitivity: 100%/75%



Normal moving (Speed:1m/s)




Slow moving (Speed 0.3m/s)




\*Only 100% detection sensitivity is workable when installed at 4m mounting height. 25%/50% sensitivity is not able to detect motion signal.

#### Wall mounting

Horizon mounted height: 2m  
Sensitivity: 100%/75%/50%/25%



Normal moving (Speed: 1m/s)



Slow moving (Speed 0.3m/s)

Default Setting of sensor: Detection Area: 100%, Hold Time: 5S, Stand-by period: 0s, Stand-by dim level: 10%, Daylight sensor: Disabled

#### Options:



Remote Control  
Model: SMD-MR-REMOTE

The optional remote control is required to set the parameters for the microwave sensor. Only one remote is required for multiple lights.



Motion Sensor & Emergency Fitting  
Model: SMD-4FT-3C-MR-E