




## 4FT G2 LED Surface Mount Batten – Watt Select

### Product Features

- 36w, 30w, 20w selectable
- 4FT (1200mm)
- 4 colours in one: 3000K, 4000K, 5000K, 6000K (switch select)
- 120° Beam Angle
- Steel Base with PC Lens
- 1200 x 60 x 65mm
- IP20 Housing
- Weight: 1.6kg



**4 Colour Adjustable**

Options:

- Dimmable Fitting
- Emergency Fitting
- Microwave Sensor Fitting
- Motion sensor and Emergency Combined

### Specification Overview

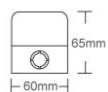
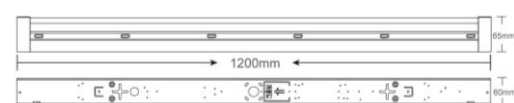


Model	Power	Power Requirement	Colour Temp	Lumens	Beam Angle	Trim Colour	Dimensions
SMD-4FT-4CWS	36w/30w/20w	220~240VAC	3000-4000-5000-6000K	4140~4533lm (36w)	120°	White	1200x60x65mm

# Product Specification



## 4FT G2 LED Surface Mount Batten – Watt Select



Options:



**Dimmable Fitting**  
Model: SMD-4FT-3C-D



**Emergency Fitting**  
Model: SMD-4FT-3C-E

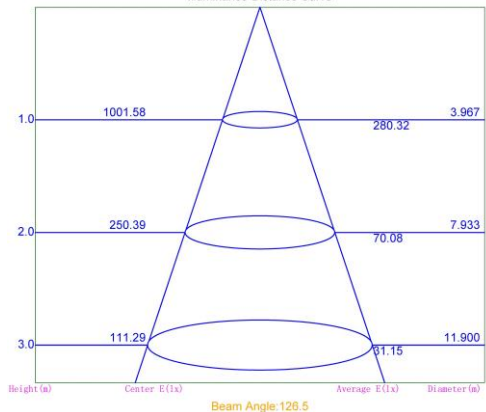


**Microwave Sensor Fitting**  
Model: SMD-4FT-4C-MR



**Motion sensor and  
Emergency Combined**  
Model: SMD-4FT-3C-MR-E

Illuminance-Distance Curve



### Specification

Model	SMD-4FT-4CWS			
Colour Temperature (4CCT)	3000K	4000K	5000K	6000K
Lumen (lm) @ 36w setting	3960lm	4140lm	4533lm	4322lm
Efficiency (lm/w)	>110 <sub>lm/w</sub>	>115 <sub>lm/w</sub>	>125 <sub>lm/w</sub>	>120 <sub>lm/w</sub>
Light Source	LED			
CRI (%)	≥80			
Beam Angle	120°			
Power Requirement	220~240VAC			
Power Consumption	36w / 30w / 20w (selectable)			
Dimmable	No			
Housing	Steel Base with PC Diffuser			
Lifespan	>54,000 hours			
Operation Temperature	-20°C~+45°C			
Product Dimension	1200 x 60 x 65mm			
Impact Rating	IK08			
Weight	1.6kg			
Protection Rating	IP20			
Warranty	3 Years			

Specifications are subject to change without notice