

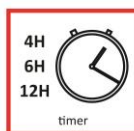
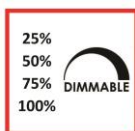


30w Solar Post Top Lantern



Product Features

- 2 colours in one: 3000K, 6000K (remote select)
- Inbuilt Motion Sensor – Dimmed brightness (30%) until motion activated
- Auto setting for dusk to dawn lighting*
- Remote control allows brightness, lighting time and sensor mode settings
- Automatic night time operation
- Fits Ø76mm vertical spigot
- Rotatable installation to allow for ultimate direction to achieve best charging results
- 120° Beam Angle
- IP65 Housing
- Weight: 12.2kg



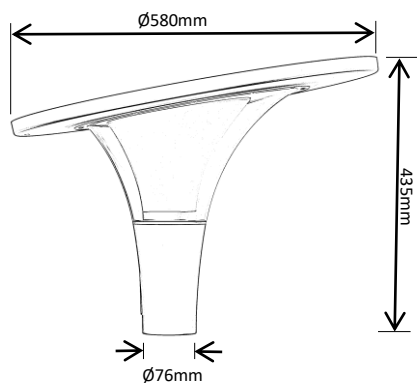
Specification Overview

Model	Power	Power Requirement	Colour Temp	Lumens	Beam Angle	Colour	Dimensions
SSL-PTL30	30w	Solar	3000K + 6000K	4000lm	120°	Black	Ø580 x 435mm

Product Specification



30w Solar Post Top Lantern



Specification

Model	SSL-PTL30
Colour Temperature	3000K + 6000K
Lumen (lm)	4000lm
Efficiency (lm/w)	>130lm/w
Light Source	LED
CRI (%)	≥80
Beam Angle	120°
Power Requirement	Solar Powered
Battery	LifePO4, 12.8V 154WH
Charging Time	~8 Hours (from 0-100%)
Operation Time	Dusk to dawn* 4hrs 100% > 4hrs 50% > 5hrs 30% (with sensor)
Housing	Aluminium
Remote Control	2.4G (up-to 25m)
Sensor	Microwave (up-to 10m)
Lifespan	>40,000 hours
Operation Temperature	-20°C~+70°C
Product Dimension	Ø580 x 435mm
Weight	12.2kg
Protection Rating	IP65
Warranty	2 Years

* S-Tech solar products are designed for dusk to dawn operation with added allowance for winter conditions, however you must be aware that in winter months it is possible that some nights the light will not last all night due to inclement weather conditions limiting charging time. Solar is not recommended for any locations classed as critical lighting areas where lighting is required all night.

Specifications are subject to change without notice