



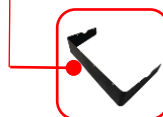
500w V19E Slimline LED Flood Light

Product Features

- 500w
- Quality Driver
- Full range power input 90~305VAC
- Aluminium die cast housing
- Tempered glass face
- 60° Round Beam Angle or 150x80° asymmetric (forward throw) Beam Angle available
- 672 x 534 x 188mm
- IP66 Housing
- Weight: 15kg



Options:



Cut-off Hood



Specification Overview



Model	Power	Power Requirement	Colour Temp	Lumens	Beam Angle	Trim Colour	Dimensions
FLA-SC500W-RV	500w	90~305VAC	5000K	55,931lm	60°	Black	672x534x188mm
FLA-SC500W-AV	500w	90~305VAC	5000K	56,109lm	150°x80°	Black	672x534x188mm

Product Specification



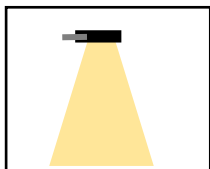
500w V19E Slimline LED Flood Light



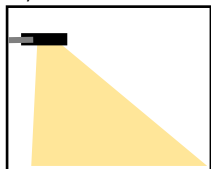
Image shown with fitted with optional cut-off hood fitted (Model: FLA-SC500-CH)

Lens Options:

Round Beam



Asymmetric Forward Throw



60° Round Beam

Height	Eavg, Emax	Angle: 56.27deg	Diameter
1m	32727, 54774lx		106.94cm
2m	8182, 13693lx		213.89cm
3m	3636, 6086lx		320.83cm
4m	2045, 3423lx		427.77cm
5m	1309, 2191lx		534.72cm
6m	909.1, 1521lx		641.66cm
7m	667.9, 1118lx		748.60cm
8m	511.4, 855.8lx		855.55cm
9m	404.0, 676.2lx		962.49cm
10m	327.3, 547.7lx		1069.43cm

Specification

Model	FLA-SC500W-RV	FLA-SC500W-AV
Colour Temperature (1CCT)	5000K	
Lumen (lm)	56,109lm	55,931lm
Efficiency (lm/w)	>123lm/w	
Light Source	LED	
CRI (%)	≥80	
Beam Angle	60°	150x80°
Power Requirement	90~305VAC	
Power Consumption	453.7w	
Dimmable	No	
Housing	Diecast aluminium with toughened glass lens	
Lifespan	>50,000 hours	
Operation Temperature	-20°C~+60°C	
Product Dimension	672 x 534 x 188mm	
Impact Rating	IK08	
Weight	15kg	
Protection Rating	IP66	
Warranty	5 Years	

Specifications are subject to change without notice