

LED High Bay – Microwave motion sensor

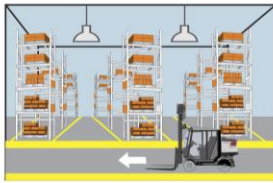
Model: FLA-SHV18S-1-MMS



Setting the sensor

Dimming function

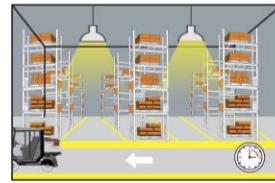
When used in combination with 1-10V dimmable LED drivers and ballasts, the sensors can achieve 3-step dimming function, 100%---> low light--->off. The sensors build in adjustable daylight sensors, very easy to install and cost-effective.



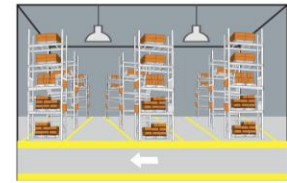
With sufficient ambient light, the sensor does not switch on the lamp.



With insufficient ambient light, the sensor switches on the lamp when motion is detected.

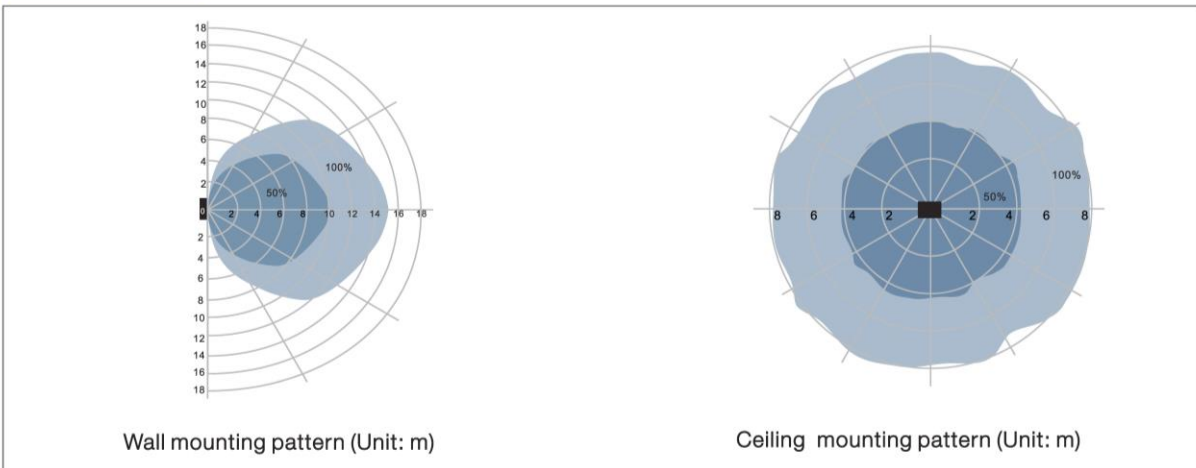


After hold time, the sensor dims the lamp at a low light level if no new motion trigger.



After stand-by period, the sensor switches off the lamp if no motion is detected in its detection zone.

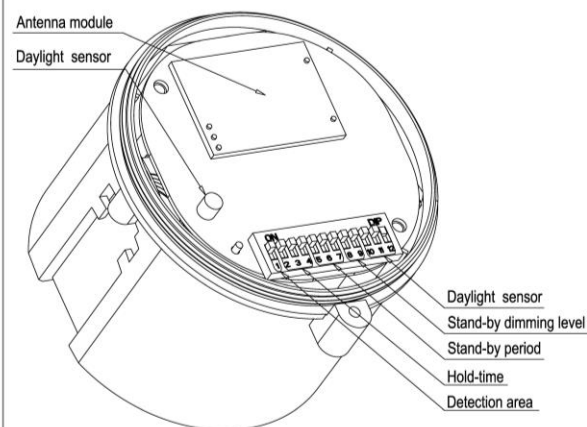
Detection pattern



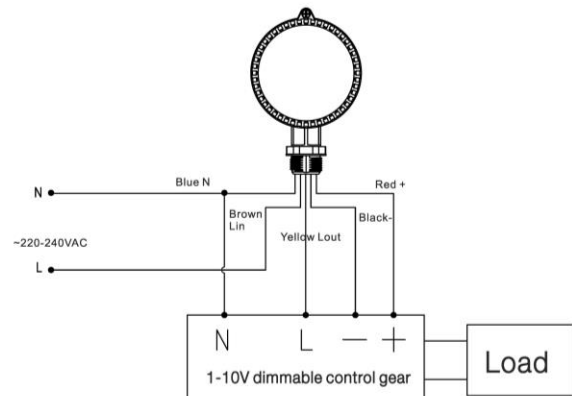
Wall mounting pattern (Unit: m)

Ceiling mounting pattern (Unit: m)

Internal View



wiring scheme



Setting the sensor

By selecting the combination on the DIP switch, sensor data can be precisely set for each specific application.

ON ↑ 		1	
	I	ON	100%
	II	-	50%

Detection area

Detection area can be reduced by selecting the combination on the DIP switches to fit precisely each application.

ON ↑ 		2	3	4	
	I	ON	ON	ON	5s
	II	-	ON	ON	30s
	III	ON	-	ON	90s
	IV	-	-	ON	3min
	V	ON	ON	-	20min
VI	-	-	-	30min	

Hold time

Refers to the time period the lamp remains at 100% illumination after no motion detected.

ON ↑ 		5	6	7	
	I	ON	ON	ON	+∞
	II	-	ON	ON	60min
	III	ON	-	ON	30min
	IV	-	-	ON	10min
	V	ON	ON	-	5min
VI	-	-	-	5s	

Stand-by period

Refers to the time period the lamp remains at a low light level before it completely switches off in the long absence of movement. When set to disable mode, the low light is maintained until motion is detected.

ON ↑ 		8	9	
	I	ON	ON	50%
	II	-	ON	30%
	III	ON	-	20%
IV	-	-	10%	

Stand-by dimming level

The low light level you would like to have after the hold time in the long absence of movement.

ON ↑ 		10	11	12	
	I	ON	ON	ON	Disable
	II	-	ON	-	200lux
	III	ON	-	-	100lux
IV	-	-	-	50lux	

Daylight sensor

The sensor can be set to only allow the lamp to illuminate below a defined ambient brightness threshold.

When set to disable mode, the daylight sensor will switch on the lamp when motion is detected regardless of ambient light level.

200lux: twilight operation, 50lux, 30lux: darkness operation only.

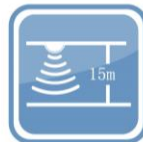
Note that daylight sensor is active only when lamp totally switches off.



Max.8M



Hold Time
5s~30min



Mounting Height
15m Max.



Automatic
Dimming



5 Years
Guarantee